



## FRAMED BALUSTRADE

### Features

- Strong durable non weld aluminium construction
- Temper grade alloys specified by engineers. These alloys give the system optimum strength characteristics, corrosion resistance and have a high architectural grade surface finish.
- Great selection of quality powder coated and anodized finishes, to compliment or contrast with your property.
- Fully concealed fittings for greater aesthetics and protection from corrosion.
- Choice of handrail profile design options.
- All products comply with NZ4203 AS1657 Structural design and design loadings & NZ4223 AS1926.1 Code of Compliance for glazing in buildings.

### Options

- Obscure or tinted toughened safety glass.
- Privacy screening.


### Residential & Commercial

- Provista Balustrade Systems have been designed to comply with both residential and commercial building regulations.



### Framed Balustrade Styles

#### *Fixing Methods*

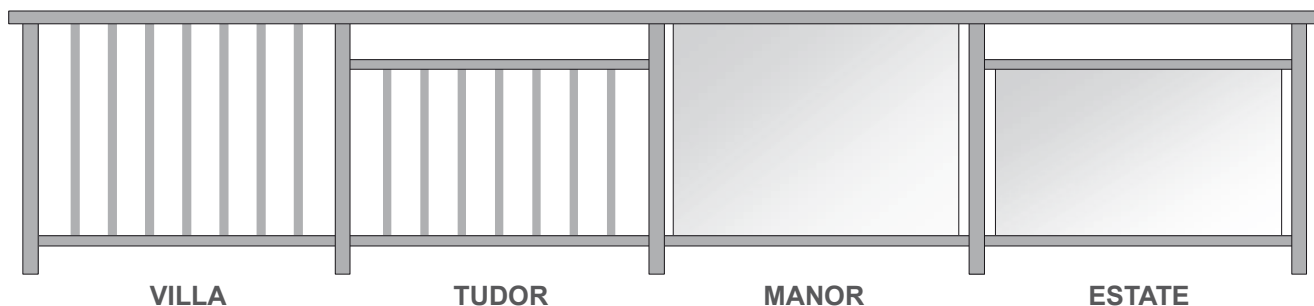
- Sleek yet bold. An ideal compliment to modern architectural styling.
- Enhanced classic style, designed to compliment contemporary architecture.
- Designed to blend with a wide range of modern and contemporary architectural styles.



Designed to blend with a wide range of modern and contemporary architectural styles.



## Framed Balustrade Styles



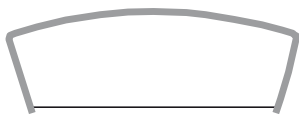
VILLA

TUDOR

MANOR

ESTATE

## Handrail Options



EURO

Enhanced classic style, designed to compliment contemporary architecture



AIRO

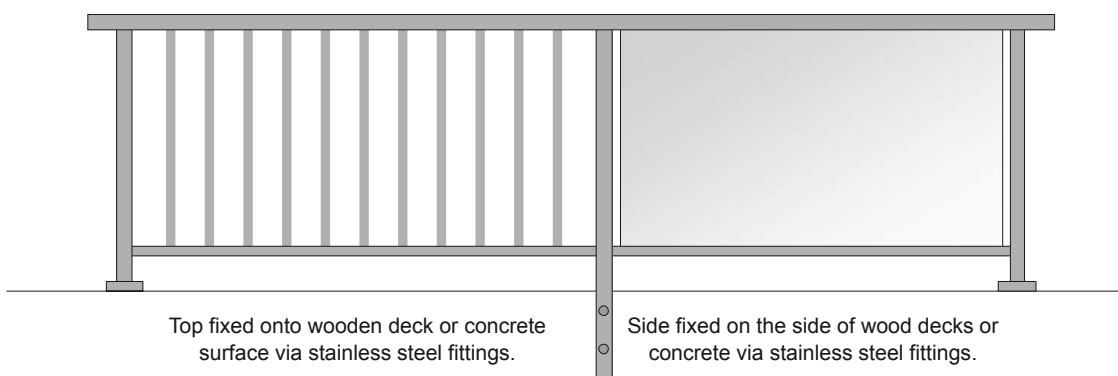
Sleek yet bold. An ideal compliment to modern achitectoral styling.



RETRO

Sleek classic lines, ideal for modern architecture. Make a statement with a touch of yesterday.

## Fixing Methods



Top fixed onto wooden deck or concrete surface via stainless steel fittings.

Side fixed on the side of wood decks or concrete via stainless steel fittings.